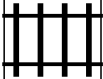









PUZZLE MADNESS

Daily Large Train Tracks Puzzle for Wednesday 15th December 2010

3 5 8 5 6 4 5 2 3 9 5

											5
											8
											2
											7
											9
											5
											4
											3
											2
											2
											8