















PUZZLE MADNESS

Daily Large Train Tracks Puzzle for Sunday 26th December 2010

5	6	7	5	2	8	4	5	8	9	2	
											3
											8
											5
											8
											6
											7
											5
											5
											6
											2
											3
											3