













PUZZLE MADNESS

Daily Large Train Tracks Puzzle for Sunday 28th March 2010

2	2	5	9	7	3	7	4	9	9	4
										1
										1
										3
										7
										9
										9
										5
										6
										4
										4
										6
										6