












PUZZLE MADNESS

Daily Large Train Tracks Puzzle for Friday 23rd April 2010

5	5	4	4	5	5	6	6	8	8	4	
											3
											3
											4
											3
											9
											8
											4
											6
											4
											6
											4
											6