












PUZZLE MADNESS

Daily Large Train Tracks Puzzle for Sunday 23rd May 2010

3	7	4	6	8	7	4	6	5	6	3	
											2
											3
											3
											6
											6
											3
											10
											8
											5
											8
											5