













PUZZLE MADNESS

Daily Large Train Tracks Puzzle for Tuesday 25th May 2010

6	8	7	4	3	5	7	7	8	3	3	
											1
											3
											3
											4
											7
											3
											4
											7
											9
											7
											8
											5