














PUZZLE MADNESS

Daily Large Train Tracks Puzzle for Wednesday 2nd June 2010

2	4	2	4	6	8	5	9	4	5	6	
											4
											7
											7
											8
											6
											5
											4
											1
											3
											6
											4