












PUZZLE MADNESS

Daily Large Train Tracks Puzzle for Saturday 10th July 2010

3	6	5	9	8	6	5	3	3	2	7	6
											6
											8
											6
											7
											6
											3
											6
											4
											6
											7
											4