












PUZZLE MADNESS

Daily Large Train Tracks Puzzle for Wednesday 25th August 2010

5	8	9	4	2	1	3	7	7	8	1	
											5
											6
											7
											2
											4
											6
											4
											6
											6
											4
											5