















PUZZLE MADNESS

Daily Large Train Tracks Puzzle for Saturday 28th August 2010

3 5 3 7 4 9 6 6 3 4 5 5

												4
												4
												6
												7
												4
												3
												4
												4
												7
												12
												5