














PUZZLE MADNESS

Daily Large Train Tracks Puzzle for Monday 21st November 2011

2	9	5	4	7	5	5	10	6	3	4	
											2
											5
											8
											8
											6
											6
											3
											5
											4
											4
											4
											5