
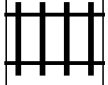





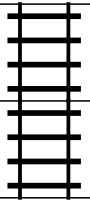










PUZZLE MADNESS

Daily Large Train Tracks Puzzle for Monday 28th November 2011

	5	5	5	5	6	5	4	6	6	6	3	4	
													6
													9
													6
													9
													5
													7
													5
													5
													5
													1
													2