












PUZZLE MADNESS

Daily Large Train Tracks Puzzle for Wednesday 9th November 2011

2 7 6 6 8 3 5 2 4 5 7

											3
											3
											6
											4
											5
											8
											6
											8
											10
											1
											1