

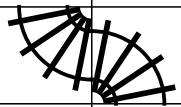





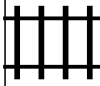







PUZZLE MADNESS

Daily Large Train Tracks Puzzle for Monday 12th December 2011

4	6	8	4	5	5	4	6	7	6	5	1
											1
											1
											6
											6
											5
											5
											9
											7
											6
											11
											4