














PUZZLE MADNESS

Daily Large Train Tracks Puzzle for Saturday 24th December 2011

9	6	3	5	4	6	9	4	4	3	4	8	
												5
												7
												7
												7
												4
												3
												4
												5
												7
												8
												7
												1
												1