













PUZZLE MADNESS

Daily Large Train Tracks Puzzle for Tuesday 1st February 2011

1	8	7	6	7	4	7	6	2	6	4	2	
												4
												5
												5
												6
												7
												6
												3
												4
												9
												7
												4