
















PUZZLE MADNESS

Daily Large Train Tracks Puzzle for Saturday 19th February 2011

5	2	4	5	5	3	4	7	9	7	5	
											3
											3
											4
											9
											7
											5
											2
											4
											6
											9
											4