












PUZZLE MADNESS

Daily Large Train Tracks Puzzle for Tuesday 22nd February 2011

4	3	7	7	7	3	5	7	6	3	4	5	
												5
												5
												5
												7
												10
												8
												4
												6
												6
												4
												1