




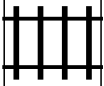




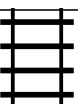




PUZZLE MADNESS

Daily Large Train Tracks Puzzle for Sunday 20th March 2011

3	4	9	8	3	4	9	3	5	4	5	4	
												5
												6
												8
												3
												5
												8
												8
												5
												6
												5
												2