
















PUZZLE MADNESS

Daily Large Train Tracks Puzzle for Wednesday 20th April 2011

4 6 10 5 9 6 6 6 6 2 4 2

												5
												6
												5
												7
												4
												3
												5
												4
												6
												7
												7
												7