













PUZZLE MADNESS

Daily Large Train Tracks Puzzle for Wednesday 15th June 2011

5	7	4	2	4	7	5	9	6	3	4
										4
										3
										5
										5
										6
										7
										5
										4
										7
										5
										5