












# PUZZLE MADNESS

Daily Large Train Tracks Puzzle for Monday 20th June 2011

2	5	6	7	7	6	4	5	6	6	2	
											3
											5
											4
											5
											7
											9
											6
											6
											6
											4
											1