












PUZZLE MADNESS

Daily Large Train Tracks Puzzle for Saturday 25th June 2011

													2
													9
													7
													11
													7
													4
													4
													4
													4
													3
													6