














PUZZLE MADNESS

Daily Large Train Tracks Puzzle for Tuesday 7th June 2011

1	1	7	8	8	5	6	4	8	6	7
										4
										3
										4
										5
										5
										8
										5
										8
										3
										4
										5
										7