










PUZZLE MADNESS

Daily Large Train Tracks Puzzle for Friday 13th January 2012

												7
												3
												3
												5
												3
												5
												4
												9
												4
												6
												7
												4

1 3 5 6 6 9 6 6 12 4 2