












PUZZLE MADNESS

Daily Large Train Tracks Puzzle for Thursday 1st November 2012

3	4	6	9	6	4	4	5	7	4	4	
											5
											5
											5
											4
											3
											5
											6
											5
											4
											9
											5