













PUZZLE MADNESS

Daily Large Train Tracks Puzzle for Wednesday 14th November 2012

6 3 3 7 4 2 6 8 7 7 4

										3
										4
										5
										8
										9
										8
										9
										3
										4
										3
										1