












PUZZLE MADNESS

Daily Large Train Tracks Puzzle for Friday 23rd November 2012

5	3	4	4	7	8	7	7	3	6	7	
											1
											3
											6
											9
											6
											6
											4
											9
											3
											7
											5
											2