















PUZZLE MADNESS

Daily Large Train Tracks Puzzle for Sunday 25th November 2012

7	3	4	4	8	7	6	6	5	4	6		
											8	
											6	
											7	
											3	
											5	
											5	
											4	
											9	
											6	
											3	
											2	
											2	