












PUZZLE MADNESS

Daily Large Train Tracks Puzzle for Monday 10th December 2012

4	7	2	2	6	8	2	6	10	4	5
										3
										4
										6
										5
										7
										3
										4
										8
										5
										7
										4