
















PUZZLE MADNESS

Daily Large Train Tracks Puzzle for Sunday 16th December 2012

5	3	6	6	5	6	7	3	7	5	2	
											1
											4
											4
											4
											5
											4
											4
											6
											7
											7
											9