












PUZZLE MADNESS

Daily Large Train Tracks Puzzle for Sunday 30th December 2012

4	1	8	5	5	4	7	6	9	9	2	
											7
											5
											1
											3
											5
											4
											5
											4
											6
											7
											7
											6