














PUZZLE MADNESS

Daily Large Train Tracks Puzzle for Saturday 11th February 2012

3	4	2	4	5	6	7	9	8	5	4	
											3
											8
											5
											4
											7
											8
											7
											4
											4
											4
											3