

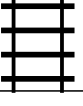


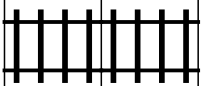







PUZZLE MADNESS

Daily Large Train Tracks Puzzle for Sunday 19th February 2012

4	6	8	5	5	7	4	2	4	5	6	
											1
											2
											7
											6
											4
											9
											8
											6
											5
											6
											2