












PUZZLE MADNESS

Daily Large Train Tracks Puzzle for Wednesday 22nd February 2012

												2
												4
												7
												8
												4
												6
												6
												4
												5
												6
												3
												6

1 7 5 8 4 8 7 9 5 5 2