



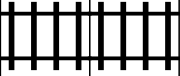



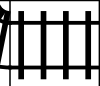







PUZZLE MADNESS

Daily Large Train Tracks Puzzle for Friday 3rd February 2012

6	5	4	3	6	9	9	6	5	4	3	
											2
											6
											6
											7
											6
											3
											6
											6
											7
											6
											2
											3