

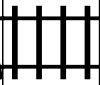















PUZZLE MADNESS

Daily Large Train Tracks Puzzle for Saturday 31st March 2012

6	3	2	4	6	6	8	7	7	4	4	3	
												1
												2
												6
												10
												6
												6
												5
												7
												10
												6
												1