
















# PUZZLE MADNESS

Daily Large Train Tracks Puzzle for Sunday 1st April 2012

4 6 4 2 3 8 4 7 5 8 6 3

												5
												4
												6
												4
												9
												6
												3
												8
												6
												4
												5