











PUZZLE MADNESS

Daily Large Train Tracks Puzzle for Monday 23rd April 2012

4 6 5 4 4 4 10 9 3 3 3

											5
											8
											6
											6
											3
											5
											3
											5
											5
											5
											5
											4