












PUZZLE MADNESS

Daily Large Train Tracks Puzzle for Sunday 8th April 2012

4 3 5 6 6 2 9 7 7 4 5 2

												2
												9
												8
												9
												3
												6
												9
												6
												4
												2
												2