










PUZZLE MADNESS

Daily Large Train Tracks Puzzle for Monday 14th May 2012

| | | | | | | | | | | |
|---|---|---|---|---|---|---|---|---|---|---|
| 2 | 5 | 7 | 3 | 9 | 6 | 8 | 4 | 5 | 2 | 5 |
| | | | | | | | | | | 3 |
| | | | | | | | | | | 3 |
| | | | | | | | | | | 4 |
| | | | | | | | | | | 7 |
| | | | |  | | | | | | 5 |
| | | | | | | |  | |  | 8 |
|  | | | | | | | | | | 5 |
| | | | | | | | | | | 5 |
| | | | | | | | | | | 7 |
| | | | | | | | |  | | 5 |
| | |  | | | |  | | | | 4 |