














PUZZLE MADNESS

Daily Large Train Tracks Puzzle for Wednesday 16th May 2012

7	6	7	4	4	11	3	5	3	6	6	4	
												1
												5
												7
												8
												9
												5
												5
												4
												3
												9
												6
												4