













PUZZLE MADNESS

Daily Large Train Tracks Puzzle for Wednesday 23rd May 2012

4	4	4	6	7	4	5	5	9	9	4	
											5
											6
											9
											9
											7
											8
											7
											2
											2
											2
											2
											2