
















PUZZLE MADNESS

Daily Large Train Tracks Puzzle for Thursday 31st May 2012

8	6	4	4	6	5	4	9	6	7	4	3	
												6
												7
												8
												4
												5
												8
												8
												7
												4
												5
												2
												2