














# PUZZLE MADNESS

Daily Large Train Tracks Puzzle for Friday 1st June 2012

2 4 7 6 4 6 6 5 8 5 3

											5
											5
											4
											4
											4
											5
											10
											5
											6
											5
											3