













PUZZLE MADNESS

Daily Large Train Tracks Puzzle for Sunday 3rd June 2012

| | | | | | | | | | | |
|---|---|---|---|---|---|---|---|---|---|---|
| 4 | 8 | 5 | 6 | 5 | 8 | 11 | 4 | 2 | 1 | 1 |
| | | | | |  | | | | | 2 |
|  | | | | | | | | | | 8 |
| | | |  | | | | | | | 5 |
| | | |  | |  | | | | | 3 |
| | |  | | | | |  | | | 6 |
| | | | | | | | | |  | 6 |
| | | | | | |  | | | | 8 |
| | | | | | | | | | | 4 |
| | | | | | | | | | | 3 |
| | | | | | | | | | | 5 |
| | | |  | | | | | | | 5 |