















PUZZLE MADNESS

Daily Large Train Tracks Puzzle for Friday 8th June 2012

2 2 9 7 5 8 5 4 5 8 7 4

											2
											2
											4
											9
											6
											6
											9
											7
											7
											5
											6
											3