
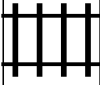


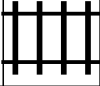








PUZZLE MADNESS

Daily Large Train Tracks Puzzle for Sunday 26th August 2012

2 7 6 3 7 10 3 3 5 7 4 3

												7
												9
												3
												8
												7
												4
												6
												6
												3
												4
												3