


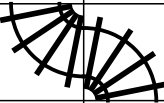
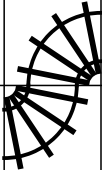






PUZZLE MADNESS

Daily Large Train Tracks Puzzle for Monday 21st January 2013

7	3	2	3	7	6	7	9	7	2	2	
											4
											6
											5
											5
											6
											5
											6
											10
											4
											1
											3