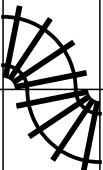













PUZZLE MADNESS

Daily Large Train Tracks Puzzle for Friday 25th January 2013

7	6	4	7	5	2	3	7	7	4	4	4	
												6
												5
												4
												7
												4
												7
												10
												6
												7
												3
												1